





## Hazard Pictograms

For the video go to: [science123.co.uk/video](http://science123.co.uk/video)

Hazard Symbol	Name	Description of Hazard and How to Reduce Associated Risks
		
		
		
		
		
		
		

Hazard Symbol	Name	Description of Hazard and How to Reduce Associated Risks
		
		
		
		

**Complete the questions**

1. Suggest how you can safely carry out an experiment that produces harmful fumes.
2. How is a flammable liquid in a school laboratory heated safely?
3. How can the risks handling acids in school experiments be reduced?
4. What should you do with waste chemicals that are harmful to the environment when you have finished with them in a school experiment?